

27 February 2026

Fixed Income Fund

| | |
|-------------------|----------------------------------------------------------------------|
| Effective Date | 29 Oktober 2018 |
| Effective Number | S-1258/PM.21/2018 |
| Launch Date | 17 December 2018 |
| Currency | IDR |
| NAV/Unit (Rp) | 1,104.7438 |
| AUM (Rp bln) | 721.183 |
| Minimum Subs (Rp) | 5,000,000 |
| Current Unit NAV | 652,805,496.0402 |
| Maximum Unit | 5,000,000,000 |
| Periodic Update | Daily |
| Subscription Fee | ≤1% |
| Redemption Fee | ≤3% |
| Switching Fee | ≤5% |
| Management Fee | ≤1% |
| Custodian Fee | ≤0.15% |
| Risks | Market Risk Redemption Risk Liquidation Risk Liquidity Risk |
| Custodian Bank | Bank Rakyat Indonesia |
| Bank ISIN Code | IDA0001024B9 |
| Subs. Account No. | 020601009050309 BRI KCK Sudirman |

Fund Manager

PT Henan Putihrai Asset Management is a full-fledged Fund Management Firm with deep comprehension and extensive experience in Indonesian capital market. Our humble start began in 1990 through the establishment of Henan Putihrai Sekuritas as one of IDX founding members of IDX. Our strategy and core competence have allowed us to consistently grow and survive the turbulence of economic cycle.

Fund Objective

To achieve stable capital growth through investments in fixed income instruments issued by the Republic of Indonesia or corporations.

Investment Policy

| | |
|--------------|-------|
| Fixed Income | ≥ 80% |
| Money Market | ≤ 20% |

Portfolio Composite

| | |
|-------------------|-----|
| Fixed Income | 92% |
| Time Deposit | 5% |
| Cash & Equivalent | 3% |

Investment Product Benefits


| |
|---------------------------------|
| Professional management |
| Transparency |
| Long term capital growth |
| Asset diversification |
| Ease of subscription/redemption |

Top Holdings (Alphabetical)

| | | |
|----|--------------------------|------|
| 1 | TD - Bank ALADIN SYARIAH | 5.0% |
| 2 | BRPT03ACN3 | 3.6% |
| 3 | BVIC03SBCN2 | 3.4% |
| 4 | CUAN01BCN1 | 3.7% |
| 5 | DAAZ01B | 7.7% |
| 6 | INKP04BCN5 | 3.6% |
| 7 | MEDP01ACN1 | 3.5% |
| 8 | SIPTR001CCN1 | 8.2% |
| 9 | SWBANK01CN1 | 4.2% |
| 10 | TPIA04ACN2 | 3.3% |

Sectoral

| | | |
|---|-----------------|-------|
| 1 | Basic Materials | 41.0% |
| 2 | Energy | 15.9% |
| 3 | Financial | 11.1% |
| 4 | Industrial | 13.3% |
| 5 | Others | 16.8% |

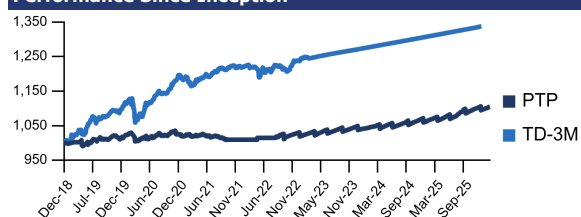
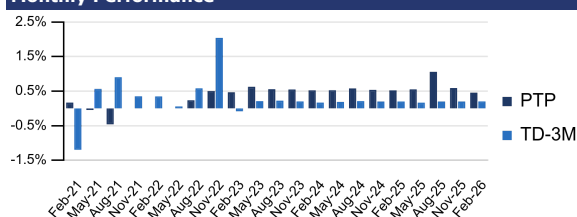
Risk Classification

Notes: This product invests in fixed income securities in with low mid volatility

Fund Performance

| | 1M | 3M | 6M | YTD | 1Y | 3Y | 5Y | Inception |
|------------------------------|--------|-------------|-------|--------|-------|--------|--------|-----------|
| HPAM PENDAPATAN TETAP PRIMA | 0.46% | 0.49% | 1.56% | -0.10% | 3.28% | 7.44% | 8.01% | 10.47% |
| HPAM PENDAPATAN TETAP PRIMA* | 0.46% | 1.70% | 4.04% | 1.10% | 8.44% | 24.30% | 27.85% | 30.77% |
| Average TD Rate 3M | 0.20% | 0.59% | 1.24% | 0.40% | 2.40% | 7.42% | 14.14% | 33.82% |
| Best Monthly Return | 1.06% | 29-Agt-2025 | | | | | | |
| Worst Monthly Return | -1.76% | 31-Mar-2020 | | | | | | |

*Total return including cash dividend

Performance Since Inception**Monthly Performance****Access for Investor**

Prospectus
<https://hpam.co.id>

Fund Ownership
<https://akses.ksei.co.id/>

Instagram
[@henanasset](https://www.instagram.com/henanasset)

Custodian Bank Profile

PT Bank Rakyat Indonesia (Persero) Tbk is one of the oldest bank in Indonesia, established in 1895 and is the biggest bank in micro lending in Indonesia. Bank Rakyat BRI received the license as custodian bank based on Bapepam-LK no KEP-91/PM/1996

Disclaimer

Before investing you should carefully consider the Fund's investment objectives, risks, charges and expenses. This fund may also allocate a portion of the portfolio to high risk assets which have high risk and return profile. This and other information are available through request for prospectus or at our company's website. The fund is subject to market risks (volatility) and may not be appropriate for short term investments. Holdings and Sector weightings are subject to constant changes without notice as deemed fit by the investment management team. This document is for sophisticated investor only and not intended for individual private investor. Performance data quoted represent past performance and is no guarantee of future results. Investment returns and principal values may fluctuate so that an investor's shares, when redeemed, may be worth more or less than their original cost. Current performance may be lower or higher than that shown. All return assume reinvestment of all dividend and capital gain distributions. Index performance is shown for illustrative purpose only. Conventional Non-bank institutions are prohibited from investing directly in index.

PT. Henan Putihrai Asset Management

Sahid Sudirman Center Lantai 46
Jln. Jenderal Sudirman No.86, Jakarta Pusat 10220
(021) 39716699
<https://hpam.co.id>