

# Fund Factsheet

## SAM INDOONESIAN EQUITY FUND



Tanggal pengambilan data/ 28-Feb-25  
All data expressed as of

Reksa Dana Saham/  
Equity Fund

### MANAJER INVESTASI/ INVESTMENT MANAGER

PT Samuel Aset Manajemen ("SAM") didirikan berdasarkan Akta No. 166 tanggal 14 Mei 1997 dan memperoleh izin sebagai manajer investasi dari BAPEPAM No. KEP-06/PM/MI/1997 tanggal 21 Agustus 1997. SAM adalah perusahaan investasi yang menyediakan layanan produk investasi untuk nasabah domestik dan internasional.

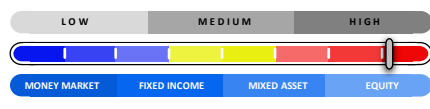
SAM was established based on Notarial Deed No. 166 dated 14 May 1997 and obtained in investment management from BAPEPAM on its Letter No. KEP-06/PM/MI/1997 dated 21 August 1997. SAM is an investment company that provides a comprehensive range of investment management products for domestic and international investors.

Tanggal Efektif/ Effective date	28-Sep-11
Nomor Surat Pernyataan Efektif/ Effective Statement	S-10579/BL/2011
Tanggal Peluncuran/ Launch Date	18-Oct-11
Mata Uang/ Currency	IDR
Harga Unit (NAV per Unit)/ Unit Price (NAV per Unit)	2,102.81
Total Nilai Aktiva Bersih/ Fund Size	900.3 Bi
Minimum Investasi Awal/ Minimum Initial Investment	100.000
Jumlah Unit Yang Ditawarkan/ Number of Offered Units	5.000.000.000
Periode Penilaian/ Valuation Period	Harian/ Daily
Biaya Pembelian/ Subscription Fee	Max. 1%
Biaya Penjualan Kembali/ Redemption Fee	Tidak ada
Biaya Pengalihan/ Switching Fee	Tidak ada
Biaya Manajemen/ Management Fee	Max. 3% p.a
Biaya Kustodian/ Custodian Fee	Max. 0.2% p.a
Bank Kustodian/ Custodian Bank	Deutsche Bank
Kode ISIN/ ISIN Code	IDN000122009

#### Risiko-risiko Utama/ Main Risks :

- Risiko Perubahan Kondisi Ekonomi dan Politik  
*Risk of Deteriorating Economic and Political Conditions*
- Risiko Wanprestasi  
*Risk of Default*
- Risiko Berkurangnya Nilai Unit Penyertaan  
*Risk of decreased value of participating unit*
- Risiko Pembubaran dan Likuiditas  
*Risk of Dissolution*
- Risiko Likuiditas  
*Risk of Liquidity*

#### Profil Risiko/ Risk Profile



### KEBIJAKAN INVESTASI/ INVESTMENT POLICY

80% - 98%	Saham Equity
2% - 20%	Pasar Uang dan/ atau Kas Money market instrument and/ or cash

### ALOKASI ASET/ ALLOCATION OF INVESTMENT POLICY

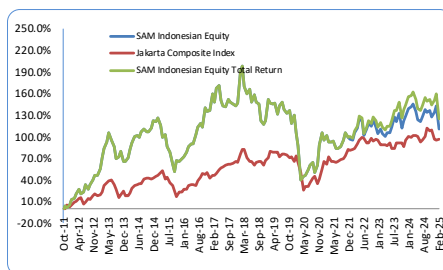
97.26%	Saham Equity
2.74%	Pasar Uang Money Market

### KINERJA/ PERFORMANCE

Period ended February 28, 2025 (Actual)

	YTD	1 MONTH	3 MONTHS	6 MONTHS	1 YEAR	3 YEARS	5 YEARS	CAGR SINCE INCEPTION
<b>SAM Indonesian Equity</b>	<b>-10.25%</b>	<b>-13.44%</b>	<b>-7.75%</b>	<b>-11.67%</b>	<b>-12.76%</b>	<b>2.61%</b>	<b>12.00%</b>	<b>5.71%</b>
<b>SAM Indonesian Equity Tot. Return</b>	<b>-10.25%</b>	<b>-13.44%</b>	<b>-7.75%</b>	<b>-11.67%</b>	<b>-12.76%</b>	<b>7.90%</b>	<b>19.69%</b>	<b>6.24%</b>
Jakarta Composite Index	-11.43%	-11.80%	-11.86%	-18.25%	-14.29%	-8.97%	15.00%	4.19%
IDX 80	-10.65%	-9.57%	-15.31%	-18.88%	-19.78%	-21.09%	-14.29%	-2.46%
Best Monthly Return	Nov-20	17.69%						
Worst Monthly Return	Mar-20	-25.88%						

### Kinerja sejak diluncurkan/ Unit Price Movement since Inception

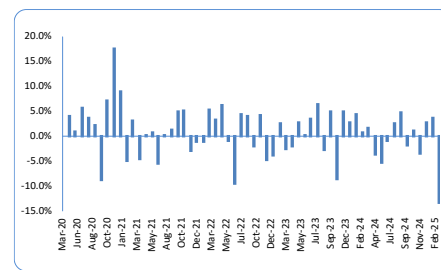


### 10 PORTOFOLIO TERBESAR/ TOP 10 HOLDING

(menurut abjad/ in alphabetical order)

Portfolio	%
Adaro Andalan Indonesia Tbk PT	4.1
Bank Central Asia Tbk PT	8.4
Bank Mandiri Persero Tbk PT	6.4
Bank Negara Indonesia Persero Tbk PT	4.5
Barito Pacific Tbk PT	3.9
Barito Renewables Energy Tbk PT	3.7
MD Pictures Tbk PT	6.5
Nusantara Sawit Sejahtera Tbk PT	6.6
Rukun Raharja Tbk PT	5.1
Sentul City Tbk PT	4.1

### Kinerja Bulanan dalam 5 Tahun Terakhir/ Monthly Returns during the Last 5 Years



### BANK KUSTODIAN/ CUSTODIAN BANK

PT Deutsche Bank AG Cabang Jakarta ("DB") adalah cabang dari Deutsche Bank AG, sebuah institusi keuangan yang berkedudukan dan berkantor pusat di Frankfurt am Main, Republik Federal Jerman. DB mendapatkan persetujuan sebagai Kustodian di bidang pasar modal berdasarkan Surat Keputusan BAPEPAM No. Kep-07/PM/1994 tanggal 19 Januari 1994.

Deutsche Bank AG, Jakarta Branch ("DB") is a branch office of Deutsche Bank AG, a financial institution domiciled and having its headquarter in Frankfurt am Main, Germany. DB has a license to operate as a custodian in capital market based on BAPEPAM Chairman Decision No. Kep-07/PM/1994 dated 19 January 1994.

### PENGHARGAAN / AWARD

2017 May	Warta Ekonomi	Consumer Choice in Equity Mutual Fund 2017	2014 Apr	APRDI-Bloomberg	Best Equity Fund 2014 AUM>500B
2017 May	Warta Ekonomi	Best Perform Equity Mutual Fund 2017	2014 Feb	Investor-Infovesta	Best Equity Fund 2014 for 1 Year Return
2017 Mar	APRDI-Bloomberg	Best Equity Fund 2017 AUM >500B	2013 Mar	Kontan	Rank #1 Equity Fund 2015 for 3 Years Period
2017 Mar	Investor-Infovesta	Best Equity Fund 2017 for 5 Years Return AUM 1,5T	2013 Feb	Investor Magazine	Best Equity Fund 2013 for 1 Year Return
2017 Mar	Investor-Infovesta	Best Equity Fund 2017 for 1 Years Return AUM 1,5T	2013 Jan	Kontan	Highest Equity Fund 1 Year Return 2012
2015 Mar	APRDI-Bloomberg	Best Equity Fund 2015 AUM >500B	2012 Dec	Kontan	Best Equity Fund Return
2015 Mar	Investor-Infovesta	Best Equity Fund 2015 for 3 Years Return	2012 Nov	Bisnis Indonesia	Best Equity Fund Return

Reksadana SAM  
Reksadana SAM  
Reksadana SAM  
Reksadanasam

Prospektus dapat diakses di/ Prospectus is available at  
[www.sam.co.id](http://www.sam.co.id)

Informasi Bukti Kepemilikan Reksa Dana dapat diakses di/  
Mutual Fund Units Ownership is available at  
<https://kses.ksei.co.id>

INVESTASI MELALUI REKSA DANA MENGANDUNG RISIKO, SEBELUM MEMUTUSKAN BERINVESTASI, CALON INVESTOR WAJIB MEMBACA DAN MEMAHAMI PROSPEKTUS. KINERJA MASA LALU TIDAK MENJAMIN/ MENCERMIKAN INDIKASI KINERJA DIMASA YANG AKAN DATANG.

INVESTMENT IN MUTUAL FUND CONTAINS RISK, PRIOR TO INVESTING IN MUTUAL FUND, INVESTOR MUST READ AND UNDERSTAND THE FUND PROSPECTUS, PAST PERFORMANCE DOES NOT INDICATED FUTURE PERFORMANCE.