

Fund Factsheet

SAM SUKUK SYARIAH SEJAHTERA



Tanggal pengambilan data/ 28-Feb-25
All data expressed as of

Reksa Dana Pendapatan Tetap Syariah/
Sharia-compliant Fixed Income Fund

MANAJER INVESTASI/ INVESTMENT MANAGER

PT Samuel Aset Manajemen ("SAM") didirikan berdasarkan Akta No. 166 tanggal 14 Mei 1997 dan memperoleh izin sebagai manajer investasi dari BAPEPAM No. KEP-06/PM/MI/1997 tanggal 21 Agustus 1997. SAM adalah perusahaan investasi yang menyediakan layanan produk investasi untuk nasabah domestik dan internasional.

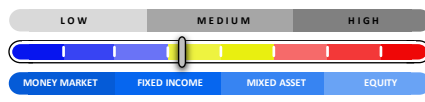
SAM was established based on Notarial Deed No. 166 dated 14 May 1997 and obtained in investment management from BAPEPAM on its Letter No. KEP-06/PM/MI/1997 dated 21 August 1997. SAM is an investment company that provides a comprehensive range of investment management products for domestic and international investors.

| | |
|---|------------------|
| Tanggal Efektif/ Effective date | 20-Jan-10 |
| Nomor Surat Pernyataan Efektif/ Effective Statement | S-474/BL/2010 |
| Tanggal Peluncuran/ Launch Date | 10-Feb-10 |
| Mata Uang/ Currency | IDR |
| Harga Unit (NAB per Unit)/ Unit Price (NAV per Unit) | 2,428.33 |
| Total Nilai Aktiva Bersih/ Fund Size | 46.5 Bio |
| Minimum Investasi Awal/ Minimum Initial Investment | 100.000 |
| Jumlah Unit Yang Ditawarkan/ Number of Offered Units | 1.000.000.000 |
| Periode Penilaian/ Valuation Period | Harian/ Daily |
| Biaya Pembelian/ Subscription Fee | Max. 1% |
| Biaya Penjualan Kembali/ Redemption Fee | Tidak ada |
| Biaya Pengalihan/ Switching Fee | Tidak ada |
| Biaya Manajemen/ Management Fee | Max. 1,8% p.a |
| Biaya Kustodian/ Custodian Fee | Max. 0.2% p.a |
| Bank Kustodian/ Custodian Bank | Bank CIMB Niaga |
| Kode ISIN/ ISIN Code | IDN000094802 |

Risiko-risiko Utama/ Main Risks :

- Risiko Perubahan Kondisi Ekonomi dan Politik
Risk of Deteriorating Economic and Political Conditions
- Risiko Wanprestasi
Risk of Default
- Risiko Berkurangnya Nilai Unit Penyertaan
Risk of decreased value of participating unit
- Risiko Likuiditas
Risk of Liquidity
- Risiko Perubahan Peraturan
Risk of Regulatory Change
- Risiko Pembubaran dan Likuidasi
Risk of Liquidation and Dissolution

Profil Risiko/ Risk Profile



Reksadana SAM
Reksadana SAM
Reksadana SAM
Reksadanasam

TUJUAN INVESTASI/ INVESTMENT OBJECTIVE

Untuk memperoleh imbal hasil yang optimal bagi pemegang Unit Penyertaan dengan berinvestasi pada efek Sukuk yang diterbitkan oleh Negara Republik Indonesia dan Korporasi yang berdomisili di Indonesia.

To obtain optimum investment returns for unit holders by investing in Sukuk instruments which are issued by the Republic of Indonesia and corporations domiciled in Indonesia.

KEBIJAKAN INVESTASI/ INVESTMENT POLICY

| | |
|-----------|--|
| 80% - 98% | Sukuk Sukuk Instrument |
| 2% - 20% | Pasar Uang - Syariah Sharia-compliant money market instrument |
| 92.22% | Sukuk Sukuk Instrument |
| 7.38% | Pasar Uang—Syariah Sharia-compliant money market instrument |

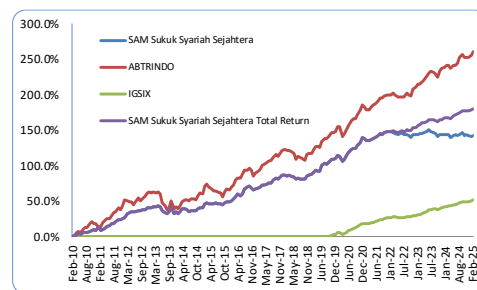
ALOKASI ASET/ ALLOCATION OF INVESTMENT POLICY

KINERJA/ PERFORMANCE

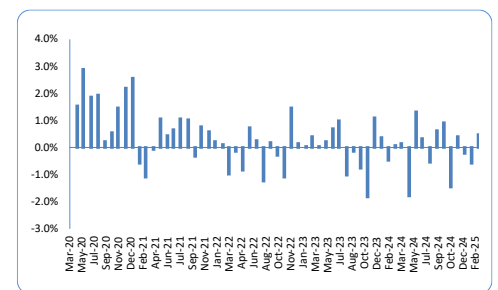
Period ended February 28, 2025 (Actual)

| | YTD | 1 MONTH | 3 MONTHS | 6 MONTHS | 1 YEAR | 3 YEARS | 5 YEARS | CAGR SINCE INCEPTION |
|-----------------------------------|--------|---------|----------|----------|--------|---------|---------|----------------------|
| SAM Sukuk Syariah Sejahtera | -0.09% | 0.50% | -0.31% | -0.43% | -0.33% | -1.38% | 13.63% | 6.07% |
| SAM Sukuk Syariah S. Total Return | 1.42% | 0.62% | 1.21% | 2.24% | 4.97% | 12.88% | 30.18% | 7.11% |
| IGSIX | 1.31% | 0.69% | 1.40% | 2.63% | 6.13% | 18.41% | 42.85% | 2.78% |
| Indeks ABTRINDO | 2.10% | 1.34% | 1.98% | 2.36% | 5.73% | 19.42% | 41.24% | 7.53% |
| Best Monthly Return | Oct-13 | 5.98% | | | | | | |
| Worst Monthly Return | Nov-13 | -7.61% | | | | | | |

Kinerja sejak diluncurkan/ Unit Price Movement since Inception



Kinerja Bulanan dalam 5 Tahun Terakhir/ Monthly Returns during the Last 5 Years



BANK KUSTODIAN/ CUSTODIAN BANK

PT Bank CIMB Niaga Tbk merupakan bank swasta nasional pertama yang memperoleh persetujuan OJK sebagai Bank Kustodian di Pasar Modal berdasarkan surat Keputusan BAPEPAM No. KEP-71/PM/1991 tanggal 22 Agustus 1991.

PT Bank CIMB Niaga Tbk is the first national private bank to obtain OJK approval as a Custodian Bank in the Capital Market based on BAPEPAM Decree No. KEP-71/PM/1991 dated 22 August 1991.

PENGHARGAAN/ AWARD

| | | | | | |
|----------|------------------|---|----------|----------------|--|
| 2021 Oct | BareksaKontanOvo | Gold Winner Best Syariah Fixed Income - 3 Years | 2014 May | Lipper-Reuters | Best Global Islamic Bond Fund 2014 |
| 2021 Oct | BareksaKontanOvo | Gold Winner Best Syariah Fixed Income - 5 Years | 2013 Jan | Kontan | Highest Fixed Income Fund 1 Year Return 2012 |
| 2021 Oct | BareksaKontanOvo | Gold Winner Best Manager Investasi - Fixed Income | 2012 Apr | Kontan | Best Fixed Income YTD Return |



Reksadana SAM
Reksadana SAM
Reksadanasam

Prospektus dapat diakses di/ Prospectus is available at
www.sam.co.id

Informasi Bukti Kepemilikan Reksa Dana dapat diakses di/
Mutual Fund Units Ownership is available at
<https://kses.ksei.co.id>

INVESTASI MELALUI REKSA DANA MENGANDUNG RISIKO, SEBELUM MEMUTUSKAN BERINVESTASI, CALON INVESTOR WAJIB MEMBACA DAN MEMAHAMI PROSPEKTUS. KINERJA MASA LALU TIDAK MENJAMIN/ MENCERMINKAN INDIKASI KINERJA DIMASA YANG AKAN DATANG.

INVESTMENT IN MUTUAL FUND CONTAINS RISK, PRIOR TO INVESTING IN MUTUAL FUND, INVESTOR MUST READ AND UNDERSTAND THE FUND PROSPECTUS, PAST PERFORMANCE DOES NOT INDICATED FUTURE PERFORMANCE.