

# Fund Factsheet

## SAM SUKUK SYARIAH SEJAHTERA



Tanggal pengambilan data/ 27-Mar-25  
All data expressed as of

Reksa Dana Pendapatan Tetap Syariah/  
Sharia-compliant Fixed Income Fund

### MANAJER INVESTASI/ INVESTMENT MANAGER

PT Samuel Aset Manajemen ("SAM") didirikan berdasarkan Akta No. 166 tanggal 14 Mei 1997 dan memperoleh izin sebagai manajer investasi dari BAPEPAM No. KEP-06/PM/MI/1997 tanggal 21 Agustus 1997. SAM adalah perusahaan investasi yang menyediakan layanan produk investasi untuk nasabah domestik dan internasional.

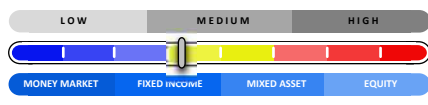
SAM was established based on Notarial Deed No. 166 dated 14 May 1997 and obtained in investment management from BAPEPAM on its Letter No. KEP-06/PM/MI/1997 dated 21 August 1997. SAM is an investment company that provides a comprehensive range of investment management products for domestic and international investors.

Tanggal Efektif/ Effective date	20-Jan-10
Nomor Surat Pernyataan Efektif/ Effective Statement	S-474/BL/2010
Tanggal Peluncuran/ Launch Date	10-Feb-10
Mata Uang/ Currency	IDR
Harga Unit (NAB per Unit)/ Unit Price (NAV per Unit)	2,431.49
Total Nilai Aktiva Bersih/ Fund Size	46.4 Bio
Minimum Investasi Awal/ Minimum Initial Investment	100.000
Jumlah Unit Yang Ditawarkan/ Number of Offered Units	1.000.000.000
Periode Penilaian/ Valuation Period	Harian/ Daily
Biaya Pembelian/ Subscription Fee	Max. 1%
Biaya Penjualan Kembali/ Redemption Fee	Tidak ada
Biaya Pengalihan/ Switching Fee	Tidak ada
Biaya Manajemen/ Management Fee	Max. 1,8% p.a
Biaya Kustodian/ Custodian Fee	Max. 0.2% p.a
Bank Kustodian/ Custodian Bank	Bank CIMB Niaga
Kode ISIN/ ISIN Code	IDN000094802

#### Risiko-risiko Utama/ Main Risks :

- Risiko Perubahan Kondisi Ekonomi dan Politik  
*Risk of Deteriorating Economic and Political Conditions*
- Risiko Wanprestasi  
*Risk of Default*
- Risiko Berkurangnya Nilai Unit Penyertaan  
*Risk of decreased value of participating unit*
- Risiko Likuiditas  
*Risk of Liquidity*
- Risiko Perubahan Peraturan  
*Risk of Regulatory Change*
- Risiko Pembubaran dan Likuidasi  
*Risk of Liquidation and Dissolution*

#### Profil Risiko/ Risk Profile



Reksadana SAM Reksadana.sam  
Reksadana SAM Reksadanasam

### TUJUAN INVESTASI/ INVESTMENT OBJECTIVE

Untuk memperoleh imbal hasil yang optimal bagi pemegang Unit Penyertaan dengan berinvestasi pada efek Sukuk yang diterbitkan oleh Negara Republik Indonesia dan Korporasi yang berdomisili di Indonesia.

To obtain optimum investment returns for unit holders by investing in Sukuk instruments which are issued by the Republic of Indonesia and corporations domiciled in Indonesia.

### KEBIJAKAN INVESTASI/ INVESTMENT POLICY

80% - 98%	Sukuk Sukuk Instrument
2% - 20%	Pasar Uang - Syariah Sharia-compliant money market instrument
<b>ALOKASI ASET/ ALLOCATION OF INVESTMENT POLICY</b>	
92.50%	Sukuk Sukuk Instrument
7.50%	Pasar Uang—Syariah Sharia-compliant money market instrument

### PORTOFOLIO TERBESAR/ TOP HOLDING

(menurut abjad/ in alphabetical order)

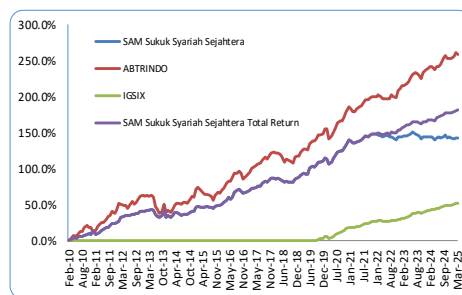
Portfolio	%
Money Market	7.5
SBSN Seri PBS012	16.7
SBSN Seri PBS023	11.4
SBSN Seri PBS025	18.0
SBSN Seri PBS038	8.4
SIB I Sampoerna Agro Thp III 2022 Seri B	8.5
SIB II PLN Thp III 2018 Seri B	8.7
Sukuk MDBH I Dianswastatika II 2024 B	6.6
SIB III PLN Thp II 2018 Seri D	2.5
SMB III Indah Kiat Pulp & Paper I 2023 A	2.2

### KINERJA/ PERFORMANCE

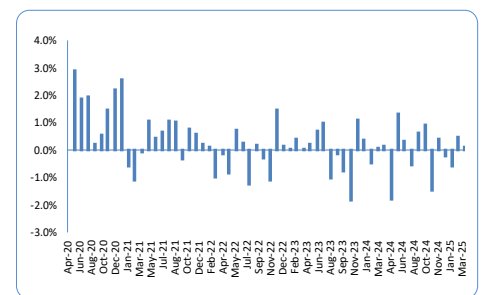
Period ended March 27, 2025 (Actual)

	YTD	1 MONTH	3 MONTHS	6 MONTHS	1 YEAR	3 YEARS	5 YEARS	CAGR SINCE INCEPTION
<b>SAM Sukuk Syariah Sejahtera</b>	<b>0.04%</b>	<b>0.13%</b>	<b>0.04%</b>	<b>-1.22%</b>	<b>-0.35%</b>	<b>-1.12%</b>	<b>18.26%</b>	<b>6.05%</b>
<b>SAM Sukuk Syariah S. Total Return</b>	<b>1.12%</b>	<b>-0.29%</b>	<b>1.12%</b>	<b>1.06%</b>	<b>4.62%</b>	<b>12.72%</b>	<b>36.58%</b>	<b>7.05%</b>
IGSIX	1.30%	-0.01%	1.30%	1.74%	5.78%	18.52%	47.23%	2.76%
Indeks ABTRINDO	1.36%	-0.72%	1.36%	0.30%	4.75%	19.43%	48.73%	7.44%
Best Monthly Return	Oct-13	5.98%						
Worst Monthly Return	Nov-13	-7.61%						

#### Kinerja sejak diluncurkan/ Unit Price Movement since Inception



#### Kinerja Bulanan dalam 5 Tahun Terakhir/ Monthly Returns during the Last 5 Years



### BANK KUSTODIAN/ CUSTODIAN BANK

PT Bank CIMB Niaga Tbk merupakan bank swasta nasional pertama yang memperoleh persetujuan OJK sebagai Bank Kustodian di Pasar Modal berdasarkan surat Keputusan BAPEPAM No. KEP-71/PM/1991 tanggal 22 Agustus 1991.

PT Bank CIMB Niaga Tbk is the first national private bank to obtain OJK approval as a Custodian Bank in the Capital Market based on BAPEPAM Decree No. KEP-71/PM/1991 dated 22 August 1991.

### PENGHARGAAN/ AWARD

2021 Oct	BareksaKontanOvo	Gold Winner Best Syariah Fixed Income - 3 Years	2014 May	Lipper-Reuters	Best Global Islamic Bond Fund 2014
2021 Oct	BareksaKontanOvo	Gold Winner Best Syariah Fixed Income - 5 Years	2013 Jan	Kontan	Highest Fixed Income Fund 1 Year Return 2012
2021 Oct	BareksaKontanOvo	Gold Winner Best Manager Investasi - Fixed Income	2012 Apr	Kontan	Best Fixed Income YTD Return

Prospektus dapat diakses di/ Prospectus is available at  
www.sam.co.id

Informasi Bukti Kepemilikan Reksa Dana dapat diakses di/  
Mutual Fund Units Ownership is available at  
https://kses.ksei.co.id

INVESTASI MELALUI REKSA DANA MENDUNG RISIKO, SEBELUM MEMUTUSKAN BERINVESTASI, CALON INVESTOR WAJIB MEMBACA DAN MEMAHAMI PROSPEKTUS. KINERJA MASA LALU TIDAK MENJAMIN/ MENCERMINKAN INDIKASI KINERJA DIMASA YANG AKAN DATANG.

INVESTMENT IN MUTUAL FUND CONTAINS RISK, PRIOR TO INVESTING IN MUTUAL FUND, INVESTOR MUST READ AND UNDERSTAND THE FUND PROSPECTUS, PAST PERFORMANCE DOES NOT INDICATED FUTURE PERFORMANCE.